


BIFACIAL TWINPLUS MODULE SERIES

HIGH EFFICIENCY MONO-PERC BM6(R)-10B-G

395-415W



EXTRAORDINARY PRODUCT PERFORMANCE

- ◆ Up to 25% additional power yield benefited from bifacial technology
- ◆ Lower power loss in cell connection and under shading conditions
- ◆ Competitive high-temperature performance with ameliorated temperature coefficient
- ◆ Higher power generation with multi-busbar and half-cut technology

HIGH QUALITY RELIABILITY

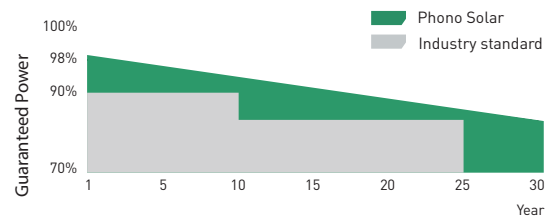
- ◆ Optimized electrical design lowers hot spot risk and operating current
- ◆ Corrosion resistance guarantees enhanced reliability in harsh environments
- ◆ Minimized Risk of microcrack and snail trail

EASY INSTALLATION

- ◆ Framed design improves mounting and racking method compatibility
- ◆ Safer and easier handling during transportation and installation

PID RESISTANT

- ◆ Encapsulation with POE and dual glass contributes to PID-free characteristic



12-year Product Warranty

30-year Linear Performance Warranty

MANAGEMENT SYSTEM CERTIFICATES

IEC 61215, IEC 61730

ISO 9001:2015 / Quality management system

ISO 14001:2015 / Standards for environmental management system

ISO 45001:2018 / International standards for occupational health & safety



Bloomberg Tier¹
NEW ENERGY FINANCE



ELECTRICAL TYPICAL VALUES

Model	1000V	PS395M8GF-18/VH		PS400M8GF-18/VH		PS405M8GF-18/VH		PS410M8GF-18/VH		PS415M8GF-18/VH	
	1500V	PS395M8GFH-18/VH	PS400M8GFH-18/VH	PS405M8GFH-18/VH	PS410M8GFH-18/VH	PS415M8GFH-18/VH					
Testing Condition	STC	NOCT	STC	NOCT	STC	NOCT	STC	NOCT	STC	NOCT	
Rated Power (Pmpp)	395	292	400	296	405	299	410	303	415	307	
Rated Current (Impp)	13.04	10.54	13.11	10.59	13.18	10.65	13.25	10.71	13.32	10.76	
Rated Voltage (Vmpp)	30.30	27.70	30.51	27.92	30.73	28.11	30.95	28.30	31.16	28.51	
Short Circuit Current (Isc)	13.69	10.76	13.78	10.82	13.86	10.87	13.95	10.93	14.03	10.99	
Open Circuit Voltage (Voc)	36.42	34.23	36.63	34.43	36.87	34.66	37.09	34.86	37.32	35.08	
Module Efficiency (%)	20.23		20.48		20.74		21.00		21.25		

STC(Standard Testing Conditions):Irradance 1000W/m², AM 1.5, Cell Temperature 25°C

NOCT (Nominal Operation Cell Temperature): Irradiance 800W/m², Ambient Temperature 20°C, Spectra at AM1.5, Wind at 1m/S

BIFACIAL ELECTRICAL VALUES

5%	Maximum Power (W)	409	414	419	424	430
	Module Efficiency (%)	20.94	21.20	21.47	21.73	22.00
15%	Maximum Power (W)	436	442	448	453	459
	Module Efficiency (%)	22.35	22.63	22.92	23.20	23.48
25%	Maximum Power (W)	464	470	476	482	488
	Module Efficiency (%)	23.77	24.07	24.37	24.67	24.97

MECHANICAL CHARACTERISTICS

Cell Type	Monocrystalline 182mm x 91mm
	Length: 1722mm [67.80 inch]
Dimension (Lx W x H)	Width: 1134mm [44.65 inch] Height: 30mm [1.18 inch]
Weight	25.0kg [55.12 lbs]
Front/Back Glass	2.0/2.0 Toughened Glass
Frame	Anodized Aluminium Alloy
Cable	4mm ² (IEC), (+):450mm,(-):250mm or Customized Length
Junction Box	IP 68 Rated

TEMPERATURE RATINGS

Voltage Temperature Coefficient	-0.30%/°C
Current Temperature Coefficient	+0.05%/°C
Power Temperature Coefficient	-0.38%/°C
Tolerance	0~+5w
NOCT	45±2°C
Bifaciality	70±5%

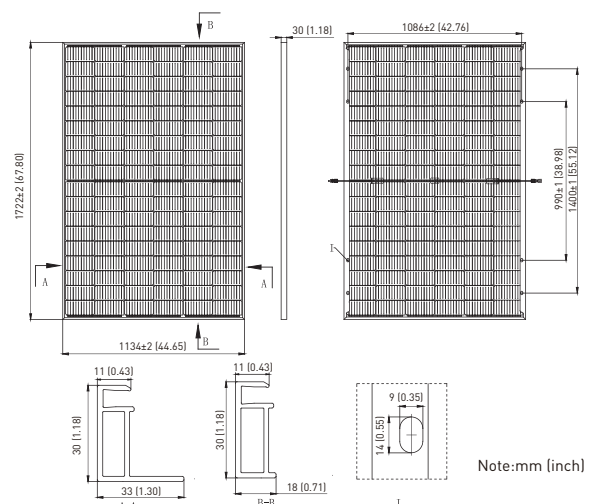
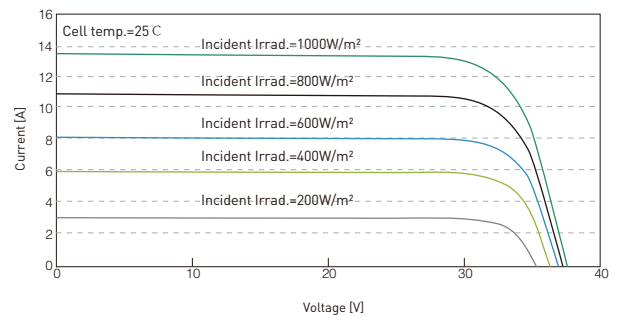
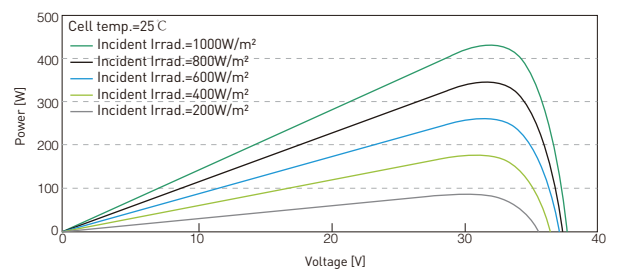
ABSOLUTE MAXIMUM RATING

Operating Temperature	From -40 to +85°C
Hail Diameter @ 80km/h	Up to 25mm
Front Side Maximum Static Loading	5400Pa
Rear Side Maximum Static Loading	2400Pa
Maximum Series Fuse Rating	30A
PV Module Classification	II
Fire Rating (IEC 61730)	C
Maximum System Voltage	DC 1000V/1500V

PACKING CONFIGURATION

Container	20' GP	40' HQ
Pieces/Container	216	936

ELECTRICAL CHARACTERISTICS



Note:mm (inch)